







MyMathLab is an interactive website where you can:

- Self-test to improve your math skills.
- Study more efficiently. Create personalized study plans with exercises that match your book.
- Get help when you need it. Includes multimedia learning aids like videos and animations.
- Talk to a live tutor via a toll free number.

What do I need to get started?

You will need the following materials to register for your online course materials:

<input checked="" type="checkbox"/>	A Valid Email Address	<i>Don't have it yet?</i> Contact your school's technology center or set up a free account on a web site that offers this service (for example, through Hotmail or Yahoo).
<input checked="" type="checkbox"/>	Course ID (CourseCompass students only)	<i>Don't have it yet?</i> Contact your instructor to get it. The Course ID is unique for each course.
<input checked="" type="checkbox"/>	Student Access Code 	<i>Don't have it yet?</i> If your new textbook was not bundled with a Student Access Code, you need to: <ul style="list-style-type: none"> • Go to your campus bookstore to buy the standalone Student Access Kit (kit contains access code card and instructions) for your textbook OR <ul style="list-style-type: none"> • Purchase online access now using a credit card.   

What steps do I take next?

Take the access card that was packaged with the text for Math 1414, review the grid above *one more time* and then follow steps 1 - 8 below.

- 1) Go to www.coursecompass.com and click on Register.
- 2) Enter your six-word student access code, Collin College **school zip code (75035)** and country.
- 3) Enter the **Course ID katz65842**.
- 4) Fill in the requested information, and then create your unique Login Name and Password. It's recommended that you use your email address as your login name.
- 5) Return to www.coursecompass.com and log in. At the Welcome page, click on the course you are taking.
- 6) The first time you enter the site from your computer **and** anytime you use a new computer, click on the software **Installation Wizard** on the Announcements page or on the navigational buttons on the bottom left side of the screen. This wizard will walk you through the installation of the software you will need to use the MyMathLab resources. Note: the software may already be installed in the school lab. Check with your lab administrator.
- 7) Technical problems? Call Tech Support at 800-677-6337, Monday – Friday 9am – 6pm EST.
- 8) Additional help can be found on the Announcements page by clicking on Student Help or viewing the tip sheets.



Don't forget, MyMathLab includes **FREE** access to the AW Tutor Center.
 Toll free 888-777-0463, Sunday to Thursday 5pm – 12am EST.